

CLIENT: Dr.Ganja

PRODUCT NAME: Illuminati OG Smalls

LOT: N/A

BATCH: M031225MH

MATRIX: Hemp Flower

REPORT CREATED: 03/15/2025

Analyte	LOD (%)	%	mg/g
CBC	0.030		
CBCA	0.030	0.792	7.920
CBCV	0.030		
CBD	0.030		
CBDA	0.030		
CBDV	0.030		
CBDVA	0.030		
CBG	0.030	0.107	1.070
CBGA	0.030	1.922	19.220
CBL	0.030		
CBLA	0.030		
CBN	0.030		
CBNA	0.030		
CBT	0.030		
Δ 8-THC	0.030		
Δ 9-THC	0.030	0.295	2.946
Δ 9-THCA-A	0.030	18.534	185.344
Δ 9-THCP	0.030		
Δ 9-THCVA	0.030	0.112	1.120
9R-HHC	0.030		
9S-HHC	0.030		

21.762%
TOTAL CANNABINOIDS



Total THC = THCa * 0.877 + Δ 9-THC; Total THCV = THCVa * 0.877 + THCV; Total CBD = CBDa * 0.877 + CBD;
 Total CBG = CBGa * 0.877 + CBG; Total CBN = CBNa * 0.877 + CBN
 LOD = Limit of Detection; ND = Not Detected
 Total THC Measurement of Uncertainty: \pm 1%
 Total CBD Measurement of Uncertainty: \pm 1%



DATA COLLECTED BY Cannalyze.co

Reporting limits will vary based on sample extraction weight used for the analysis. The results of this report are based solely on the sample submitted and cannot be reproduced. Average values are used to determine the final values.

Dr. Ganja

Sample: 03-14-2025-60661

Sample Received: 03/14/2025;

Report Created: 03/20/2025; Expires: 03/20/2026

M031225MH - Illuminati OG Smalls
















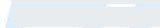






Plant, Flower - Cured



Terpenes

(Testing Method: HS-GC/MS, CON-P-4000)

Date Tested: 03/14/2025

Analyte	LOD	LOQ	Mass	Mass	
	PPM	PPM	PPM	mg/g	
α-Bisabolol	0.750	3.000	1081.150	1.081	
α-Humulene	0.750	3.000	1881.391	1.881	
α-Pinene	0.750	3.000	305.526	0.306	
α-Terpinene	0.750	3.000	<LOQ	<LOQ	
1,8-Cineole	0.750	3.000	60.637	0.061	
β-Caryophyllene	0.750	3.000	6311.436	6.311	
β-Myrcene	0.750	3.000	195.074	0.195	
Borneol	0.750	3.000	106.979	0.107	
Camphene	0.750	3.000	85.404	0.085	
Carene	0.750	3.000	ND	ND	
Caryophyllene Oxide	3.000	3.000	318.288	0.318	
Citral	0.750	3.000	ND	ND	
Dihydrocarveol	0.750	3.000	ND	ND	
Fenchone	0.750	3.000	90.979	0.091	
γ-Terpinene	0.750	3.000	<LOQ	<LOQ	
Limonene	0.750	3.000	1863.915	1.864	
Linalool	0.750	3.000	1717.913	1.718	
Menthol	0.750	3.000	ND	ND	
Nerolidol	0.750	3.000	ND	ND	
Ocimene	0.750	3.000	<LOQ	<LOQ	
Pulegone	0.750	3.000	ND	ND	
Terpinolene	0.750	3.000	25.682	0.026	
Total			14044.374	14.044	1.404 %

Primary Aromas

Cinnamon



Hops



Lime



Lavender



Floral



Total terpenes value is qualitative and includes concentrations outside the assay quantitative analytical range.

Dr. Ganja

Sample: 03-14-2025-60661

Sample Received: 03/14/2025;

Report Created: 03/20/2025; Expires: 03/20/2026

M031225MH - Illuminati OG Smalls

Plant, Flower - Cured



Pesticides

(Testing Method: LC/MS/MS & HPLC-UV, CON-P-5000)

Date Tested: 03/14/2025

Analyte	LOQ	Mass	Analyte	LOQ	Mass
	PPM	PPM		PPM	PPM
Acephate	0.100	<0.100	Imazalil	0.100	<0.100
Acequinocyl	0.100	<0.100	Imidacloprid	0.200	<0.200
Acetamiprid	0.100	<0.100	Kresoxim Methyl	0.100	<0.100
Aldicarb	0.100	<0.100	Malathion	0.100	<0.100
Avermectin B1A	0.100	<0.100	Metaxyl	0.100	<0.100
Avermectin B1B	0.100	<0.100	Methiocarb	0.100	<0.100
Azoxystrobin	0.100	<0.100	Methomyl	0.100	<0.100
Bifenazate	0.100	<0.100	Mevinphos	0.100	<0.100
Bifenthrin	0.100	<0.100	MGK-264	0.100	<0.100
Boscalid	0.100	<0.100	Myclobutanil	0.100	<0.100
Carbaryl	0.100	<0.100	Naled	0.250	<0.250
Carbofuran	0.100	<0.100	Oxamyl	0.500	<0.500
Chlorantraniliprole	0.100	<0.100	Paclbutrazole	0.100	<0.100
Chlorfenapyr	0.100	<0.100	Parathion Methyl	0.100	<0.100
Chloromequat	0.100	<0.100	Permethrins	0.100	<0.100
Chlorpyrifos	0.100	<0.100	Phosmet	0.100	<0.100
Clofentazine	0.100	<0.100	Piperonyl Butoxide	1.000	<1.000
Coumaphos	0.100	<0.100	Prallethrin	0.100	<0.100
Cyfluthrin	0.500	<0.500	Propiconazole	0.100	<0.100
Cypermethrin	0.500	<0.500	Propoxur	0.100	<0.100
Diazinon	0.100	<0.100	Pyrethrins	0.500	<0.500
Dichlorvos (DDPV)	0.050	<0.050	Pyridaben	0.100	<0.100
Dimethoate	0.100	<0.100	Spinetoram	0.100	<0.100
Dimethomorph	0.100	<0.100	Spinosad A	0.050	<0.050
Ethoprophos	0.100	<0.100	Spinosad D	0.050	<0.050
Etofenprox	0.100	<0.100	Spiromesifen	0.100	<0.100
Etoxazole	0.100	<0.100	Spirotetramat	0.100	<0.100
Fenhexamid	0.100	<0.100	Spiroxamine	0.100	<0.100
Fenoxycarb	0.100	<0.100	Tebuconazole	0.100	<0.100
Fenpyroximate	0.100	<0.100	Thiacloprid	0.100	<0.100
Fipronil	0.100	<0.100	Thiamethoxam	0.100	<0.100
Fonicamid	0.100	<0.100	Trifloxystrobin	0.100	<0.100
Fludioxonil	0.100	<0.100	Daminozide	1.000	Not Detected
Hexythiazox	0.100	<0.100			