

CLIENT: Dr.Ganja

PRODUCT NAME: Cannascene

LOT: N/A

BATCH: D120424GD

MATRIX: Hemp Flower

REPORT CREATED: 12/13/2024

Analyte	LOD (%)	%	mg/g
CBC	0.030	0.203	2.030
CBCA	0.030	1.463	14.630
CBCV	0.030		
CBD	0.030	0.950	9.500
CBDa	0.030	20.213	202.130
CBDV	0.030		
CBDVA	0.030		
CBG	0.030	0.141	1.410
CBGa	0.030	1.251	12.510
CBL	0.030		
CBLA	0.030		
CBN	0.030		
CBNA	0.030		
CBT	0.030		
Δ 8-THC	0.030		
Δ 9-THC	0.030	0.144	1.440
Δ 9-THCA-A	0.030	0.909	9.090
Δ 9-THCP	0.030		
Δ 9-THCVA	0.030		
9R-HHC	0.030		
9S-HHC	0.030		

25.274%
TOTAL CANNABINOIDS



Total THC = THCa * 0.877 + Δ 9-THC; Total THCV = THCVa * 0.877 + THCV; Total CBD = CBDa * 0.877 + CBD;
 Total CBG = CBGa * 0.877 + CBG; Total CBN = CBNa * 0.877 + CBN
 LOD = Limit of Detection; ND = Not Detected
 Total THC Measurement of Uncertainty: \pm 1%
 Total CBD Measurement of Uncertainty: \pm 1%



DATA COLLECTED BY Cannalyze.co

Reporting limits will vary based on sample extraction weight used for the analysis. The results of this report are based solely on the sample submitted and cannot be reproduced. Average values are used to determine the final values.

Dr. Ganja

Sample: 12-09-2024-58225

Sample Received: 12/09/2024;

Report Created: 12/19/2024; Expires: 12/17/2025

D120424GD - Cannascene
















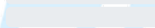








Plant, Flower - Cured

Terpenes

(Testing Method: HS-GC/MS, CON-P-4000)

Date Tested: 12/09/2024

Analyte	LOD	LOQ	Mass	Mass	
	PPM	PPM	PPM	mg/g	
α-Bisabolol	0.750	3.000	2906.934	2.907	
α-Humulene	0.750	3.000	1312.701	1.313	
α-Pinene	0.750	3.000	272.931	0.273	
α-Terpinene	0.750	3.000	<LOQ	<LOQ	
1,8-Cineole	0.750	3.000	<LOQ	<LOQ	
β-Caryophyllene	0.750	3.000	5128.185	5.128	
β-Myrcene	0.750	3.000	10591.781	10.592	
Borneol	0.750	3.000	135.029	0.135	
Camphene	0.750	3.000	84.710	0.085	
Carene	0.750	3.000	ND	ND	
Caryophyllene Oxide	3.000	3.000	36.974	0.037	
Citral	0.750	3.000	ND	ND	
Dihydrocarveol	0.750	3.000	ND	ND	
Fenchone	0.750	3.000	88.446	0.088	
γ-Terpinene	0.750	3.000	<LOQ	<LOQ	
Limonene	0.750	3.000	2617.830	2.618	
Linalool	0.750	3.000	592.871	0.593	
Menthol	0.750	3.000	ND	ND	
Nerolidol	0.750	3.000	ND	ND	
Ocimene	0.750	3.000	55.765	0.056	
Pulegone	0.750	3.000	ND	ND	
Terpinolene	0.750	3.000	98.705	0.099	
Total			23922.862	23.923	2.392 %

Primary Aromas

Clove



Cinnamon




Floral



Lime



Hops



Total terpenes value is qualitative and includes concentrations outside the assay quantitative analytical range.

Dr. Ganja

Sample: 12-09-2024-58225

Sample Received: 12/09/2024;

Report Created: 12/19/2024; Expires: 12/17/2025

D120424GD - Cannascene



Plant, Flower - Cured

Pesticides

(Testing Method: LC/MS/MS & HPLC-UV, CON-P-5000)

Date Tested: 12/09/2024

Analyte	LOQ	Mass	Analyte	LOQ	Mass
	PPM	PPM		PPM	PPM
Acephate	0.100	<0.100	Imazalil	0.100	<0.100
Acequinocyl	0.100	<0.100	Imidacloprid	0.200	<0.200
Acetamiprid	0.100	<0.100	Kresoxim Methyl	0.100	<0.100
Aldicarb	0.100	<0.100	Malathion	0.100	<0.100
Avermectin B1A	0.100	<0.100	Metaxyl	0.100	<0.100
Avermectin B1B	0.100	<0.100	Methiocarb	0.100	<0.100
Azoxystrobin	0.100	<0.100	Methomyl	0.100	<0.100
Bifenazate	0.100	<0.100	Mevinphos	0.100	<0.100
Bifenthrin	0.100	<0.100	MGK-264	0.100	<0.100
Boscalid	0.100	<0.100	Myclobutanil	0.100	<0.100
Captan	0.700	<0.700	Naled	0.250	<0.250
Carbaryl	0.100	<0.100	Oxamyl	0.500	<0.500
Carbofuran	0.100	<0.100	Paclobutrazole	0.100	<0.100
Chlorantraniliprole	0.100	<0.100	Parathion Methyl	0.100	<0.100
Chlorfenapyr	0.100	<0.100	Pentachloronitrobenzene	0.150	<0.150
Chlormequat	0.100	<0.100	Permethrins	0.100	<0.100
Chlorpyrifos	0.100	<0.100	Phosmet	0.100	<0.100
Clofentazine	0.100	<0.100	Piperonyl Butoxide	1.000	<1.000
Coumaphos	0.100	<0.100	Prallethrin	0.100	<0.100
Cyfluthrin	0.500	<0.500	Propiconazole	0.100	<0.100
Cypermethrin	0.500	<0.500	Propoxur	0.100	<0.100
Diazinon	0.100	<0.100	Pyrethrins	0.500	<0.500
Dichlorvos (DDPV)	0.050	<0.050	Pyridaben	0.100	<0.100
Dimethoate	0.100	<0.100	Spinetoram	0.100	<0.100
Dimethomorph	0.100	<0.100	Spinosad A	0.050	<0.050
Ethoprophos	0.100	<0.100	Spinosad D	0.050	<0.050
Etofenprox	0.100	<0.100	Spiromesifen	0.100	<0.100
Etoxazole	0.100	<0.100	Spirotetramat	0.100	<0.100
Fenhexamid	0.100	<0.100	Spiroxamine	0.100	<0.100
Fenoxycarb	0.100	<0.100	Tebuconazole	0.100	<0.100
Fenpyroximate	0.100	<0.100	Thiacloprid	0.100	<0.100
Fipronil	0.100	<0.100	Thiamethoxam	0.100	<0.100
Fonicamid	0.100	<0.100	Trifloxystrobin	0.100	<0.100
Fludioxonil	0.100	<0.100	Chlordane	0.100	Not Detected
Hexythiazox	0.100	<0.100	Daminozide	0.100	Not Detected